

**INDEPENDENT AUDITORS' REPORT**

**To the Members of Sahasra Electronics Private Limited**

**Report on Audit of the Consolidated Financial Statements**

**Opinion**

We have audited the accompanying Consolidated financial statements of **Sahasra Electronics Private Limited** ("the Company"), and two subsidiaries (the company and its Subsidiaries together referred to as "the Group") which comprise the consolidated Balance Sheet as at 31st March 2023 and the consolidated Statement of Profit and Loss for the year then ended and the Consolidated Statement of Cash Flows for the year then ended, and a summary of significant accounting policies and other explanatory information (hereinafter referred to as the "consolidated financial statements").

In our opinion and to the best of our information and according to the explanations given to us except for the possible effect of the matter described in the Basis for Qualified Opinion paragraph (amount unascertained), the consolidated financial statements give the information required by the Act in the manner so required and give a true and fair view in conformity with the accounting principles generally accepted in India:

- (a) In the case of the Balance Sheet, of the state of affairs of the Company as at March 31, 2023;
- (b) In the case of the Statement of Profit and Loss of the Profit for the year ended on that date;
- (c) In the case of the Statement of Cash Flow for the year ended on that date;

**Basis for Qualified Opinion**

1. Standalone Financial Statement of the Sahasra Electronics (Rwanda) Private Limited (Subsidiary Company) have been prepared in accordance with International Financial Reporting Standards (IFRS) and it is not practicable for Subsidiary Company to prepare accounts as per accounting policies of holding Company i.e. Companies accounting standard rules, 2006, hence, effect of difference in variation of accounting policies in profit is not ascertainable.(Note No. 25 B(ii)(c))
2. Standalone management certified compilation of financial statement of Optima Technology Associates Inc. (Subsidiary Company) are in accordance with US GAAP and it is not practicable for Subsidiary Company to prepare accounts as per accounting policies of holding Company i.e. Companies accounting standard rules, 2006 hence, effect of difference in variation of accounting policies in profit is not ascertainable. .(Note No. 25 B(ii)(b))
- 3.No accounting policy has been given in management certified financial statement of Optima Technology Associate Inc. hence , it has not been included in consolidated account and effect of variation in respect of valuation of inventory, depreciation rate and life of assets etc. in profit is not



ascertainable. Further in Fixed Assets schedule individual nature of fixed assets, total cost, depreciation and net value could not be given and total figure was given. (Note No. 25 B(i)(f))

We conducted our audit in accordance with the Standards on Auditing (SAs) specified under Section 143(10) of the Act. Our responsibilities under those Standards are further described in the Auditor's Responsibilities for the Audit of the Consolidated Financial Statements section of our report. We are independent of the Company in accordance with the Code of Ethics issued by the Institute of Chartered Accountants of India together with the ethical requirements that are relevant to our audit of the Consolidated financial statements under the provisions of the Act and the Rules there under, and we have fulfilled our other ethical responsibilities in accordance with these requirements and the Code of Ethics. We believe that the audit evidence we have obtained is sufficient and appropriate to provide a basis for our opinion.

### **Information Other than the Consolidated Financial Statements and Auditor's Report Thereon**

The Company's Board of Directors is responsible for the other information. The other information comprises the information included in the Annual report, but does not include the Consolidated financial statements and our auditor's report thereon. The Annual Report is expected to be made available to us after the date of this Auditors' Report. Our opinion on the consolidated financial statements does not cover the other information and we do not express any form of assurance conclusion thereon.

In connection with our audit of the Consolidated financial statements, our responsibility is to read the other information and, in doing so, consider whether the other information is materially inconsistent with the Consolidated financial statements or our knowledge obtained in the audit or otherwise appears to be materially misstated.

### **Responsibility of Management for the Consolidated Financial Statements**

The Company's Board of Directors is responsible for the matters stated in Section 134(5) of the Act with respect to the preparation of these Consolidated/financial statements that give a true and fair view of the financial Position, financial performance and cash flows of the Company in accordance with the accounting principles generally accepted in India, including the Accounting Standards specified under Section 133 of the Act, read with Rule 7 of the Companies (Accounts) Rules, 2014. This responsibility also includes maintenance of adequate accounting records in accordance with the provisions of the Act for safeguarding of the assets of the Company and for preventing and detecting frauds and other irregularities; selection and application of appropriate implementation and maintenance of accounting policies; making judgments and estimates that are reasonable and prudent; and design, implementation and maintenance of adequate internal financial controls, that were operating effectively for ensuring the accuracy and completeness of the accounting records, relevant to the preparation and presentation of the Consolidated financial statements that give a true and fair view and are free from material misstatement, whether due to fraud or error.

In preparing the Consolidated financial statements, management is responsible for assessing the Company's ability to continue as a going concern, disclosing, as applicable, matters related to going concern and using the going concern basis of accounting unless management either intends to liquidate the Company or to cease operations, or has no realistic alternative but to do so.



Those Board of Directors are also responsible for overseeing the Company's financial reporting process.

### **Auditor's Responsibilities for the Audit of the Consolidated Financial Statements**

Our objectives are to obtain reasonable assurance about whether the consolidated financial statements as a whole are free from material misstatement, whether due to fraud or error, and to issue an auditor's report that includes our opinion. Reasonable assurance is a high level of assurance, but is not a guarantee that an audit conducted in accordance with SAs will always detect a material misstatement when it exists. Misstatements can arise from fraud or error and are considered material if, individually or in the aggregate, they could reasonably be expected to influence the economic decisions of users taken on the basis of these Consolidated financial statements.

As part of an audit in accordance with SAs, we exercise professional judgment and maintain professional skepticism throughout the audit. We also:

- Identify and assess the risks of material misstatement of the Consolidated financial statements, whether due to fraud or error, design and perform audit procedures responsive to those risks, and obtain audit evidence that is sufficient and appropriate to provide a basis for our opinion. The risk of not detecting a material misstatement resulting from fraud is higher than for one resulting from error, as fraud may involve collusion, forgery, intentional omissions, misrepresentations, or the override of internal control.
- Obtain an understanding of internal control relevant to the audit in order to design audit procedures that are appropriate in the circumstances. Under Section 143(3)(i) of the Act, we are also responsible for expressing our opinion on whether the Company has adequate internal financial controls system in place and the operating effectiveness of such controls.
- Evaluate the appropriateness of accounting policies used and the reasonableness of accounting estimates and related disclosures made by management.
- Conclude on the appropriateness of management's use of the going concern basis of accounting and, based on the audit evidence obtained, whether a material uncertainty exists related to events or conditions that may cast significant doubt on the ability of the Company to continue as a going concern. If we conclude that a material uncertainty exists, we are required to draw attention in our auditor's report to the related disclosures in the Consolidated financial statements or, if such disclosures are inadequate, to modify our opinion. Our conclusions are based on the audit evidence obtained up to the date of our auditor's report. However, future events or conditions may cause the Company to cease to continue as a going concern.
- Evaluate the overall presentation, structure and content of the consolidated financial statements, including the disclosures, and whether the consolidated financial statements represent the underlying transactions and events in a manner that achieves fair presentation.

We communicate with those charged with governance regarding, among other matters, the planned scope and timing of the audit and significant audit findings, including any significant deficiencies in internal control that we identify during our audit.

We also provide those charged with governance with a statement that we have complied with relevant ethical requirements regarding independence, and to communicate with them all relationships and



other matters that may reasonably be thought to bear on our independence, and where applicable, related safeguards.

Materiality is the magnitude of misstatements in the consolidated financial statements that, individually or in aggregate, makes it probable that the economic decisions of a reasonably knowledgeable user of the consolidated financial statements may be influenced. We consider quantitative materiality and qualitative factors in (i) planning the scope of our audit work and in evaluating the results of our work; and (ii) to evaluate the effect of any identified misstatements in the consolidated financial statements.

#### **Other Matter**

1.The Consolidated financial statement includes unaudited figures of Optima Technology Associates Inc. (Subsidiary Company) which has been compiled, certified and drawn up to the date of Balance Sheet by the management.

2.We did not audit the financial statements of Sahasra Electronics (Rwanda ) Private Limited (Subsidiary Company) and Optima Technology Associates Inc. (Subsidiary Company) which reflect Total Assets of Rs. 4881.94 Lacs as at 31.03.2023 and Total revenue of Rs.8317.54 Lacs for the year ended on 31.03.2023 and share of Net Loss is Rs. 48.07 Lacs as expressed in Indian currency. The financial statements of Sahasra Electronics (Rwanda ) Private Limited (Subsidiary Company) has been audited by their auditor and financial statements of Optima Technology Associates Inc.(Subsidiary Company) has been compiled and certified by the management and are not audited.

Our opinion on the consolidated financial statements, and our report on Other Legal and Regulatory Requirements below, is not modified in respect of the above matters with respect to our reliance on the work done by the other auditors/ financial statements/ information certified by the Management.

#### **Report on Other Legal and Regulatory Requirements**

1. As required by Section 143(3) of the Act, we report that:
  - a) We have sought and obtained all the information and explanations which to the best of our knowledge and belief were necessary for the purposes of our audit.
  - b) In our opinion, proper books of account as required by law have been kept so far as it appears from our examination of those books.
  - c) The Consolidated Balance Sheet and the Consolidated Statement of Profit and Loss and consolidated cash flow dealt with by this report are in agreement with the books of account.
  - d) In our opinion, the aforesaid consolidated financial statements comply with the Accounting Standards specified under Section 133 of the Act, read with Rule 7 of the Companies (Accounts) Rules, 2014.
  - e) On the basis of the written representations received from the directors of Holding Company and Subsidiary Company (which are incorporated in India) as on 31<sup>st</sup> March, 2023 taken on record by the Board of Directors, none of the directors are disqualified as on 31<sup>st</sup> March, 2023 from being appointed as a director in terms of Section 164 (2) of the Act.

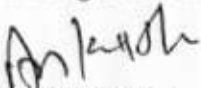


- f) Our report on the internal financial control under clause i of sub section 3 of section 143 of the Act for the holding and its subsidiary companies (which are incorporated in India) is enclosed as per **Annexure -A.**
- g) With respect to the other matters to be included in the Auditor's Report in accordance with Rule 11 of the Companies (Audit and Auditors) Rules, 2014, in our opinion and to the best of our information and according to the explanations given to us:
- a) The Group has disclosed the impact of pending litigations in notes to Accounts.
  - b) The Group did not have any long-term contracts including derivative contracts for which there were any material foreseeable losses.
  - c) There were no amounts which were required to be transferred to the Investor Education and Protection Fund by the Group.
  - d) The Management of Holding Company and its Subsidiary Company incorporated in India has represented that, to the best of its knowledge and belief, no funds (which are material either individually or in the aggregate) have been advanced or loaned or invested (either from borrowed funds or share premium or any other sources or kind of funds) by them to or in any other person or entity, including foreign entity ("Intermediaries"), with the understanding, whether recorded in writing or otherwise, that the Intermediary shall, whether, directly or indirectly lend or invest in other persons or entities identified in any manner whatsoever by or on behalf of the Holding Company and its Subsidiary Company incorporated in India ("Ultimate Beneficiaries") or provide any guarantee, security or the like on behalf of the Ultimate Beneficiaries.
  - e) The Management of Holding Company and its Subsidiary Company incorporated in India has represented, that, to the best of its knowledge and belief, no funds (which are material either individually or in the aggregate) have been received by them from any person or entity, including foreign entity ("Funding Parties"), with the understanding, whether recorded in writing or otherwise, that the Company shall, whether, directly or indirectly, lend or invest in other persons or entities identified in any manner whatsoever by or on behalf of the Funding Party ("Ultimate Beneficiaries") or provide any guarantee, security or the like on behalf of the Ultimate Beneficiaries.




- f) Based on the audit procedures that have been considered reasonable and appropriate in the circumstances, nothing has come to our notice that has caused us to believe that the representations under sub-clause (i) and (ii) of Rule 11(e), as provided under (d) and (e) above, contain any material misstatement.
- g) The company has not proposed and declared any dividend in current year and previous year.

For **JAIN PRAMOD JAIN & CO.**  
Chartered Accountants  
(Firm Registration No. 016746N)

  
(Ankush Sharma)

**Partner**

Membership No. 552535



Place: New Delhi

Date: 06<sup>th</sup> September 2023

VDIN - 23552535 BGS AVKS415

**Annexure A to the Independent Auditors' report of even date on the Consolidated Financial Statement of Sahasra Electronics Private Limited for the year ended 31.03.2023**

(Referred to in paragraph 1 (f) under 'Report on Other Legal and Regulatory Requirements' section of our report to the Members of **Sahasra Electronics Private Limited** of even date)

**Report on the Internal Financial Controls Over Financial Reporting under Clause (i) of Sub-section 3 of Section 143 of the Companies Act, 2013 ("the Act")**

In conjunction with our audit of the consolidated financial statements of the Company as of and for the year ended March 31, 2023, we have audited the internal financial controls over financial reporting of **Sahasra Electronics Private Limited** (hereinafter referred to as the "Company") and its subsidiary companies, which are companies incorporated in India, as of that date.

**Management's Responsibility for Internal Financial Controls**

The respective Boards of Directors of the Company and its subsidiary companies, which are companies incorporated in India, are responsible for establishing and maintaining internal financial controls based on the internal control over financial reporting criteria established by the respective Companies considering the essential components of internal control stated in the Guidance Note on Audit of Internal Financial Controls Over Financial Reporting issued by the Institute of Chartered Accountants of India (the "ICAI"). These responsibilities include the design, implementation and maintenance of adequate internal financial controls that were operating effectively for ensuring the orderly and efficient conduct of its business, including adherence to the respective company's policies, the safeguarding of its assets, the prevention and detection of frauds and errors, the accuracy and completeness of the accounting records, and the timely preparation of reliable financial information, as required under the Act.

**Auditor's Responsibility**

Our responsibility is to express an opinion on the internal financial controls over financial reporting of the Company and its subsidiary companies, incorporated in India which are companies incorporated in India, based on our audit. We conducted our audit in accordance with the Guidance Note on Audit of Internal Financial Controls Over Financial Reporting (the "Guidance Note") issued by the Institute of Chartered Accountants of India ("ICAI") and the Standards on Auditing, prescribed under Section 143(10) of the Companies Act, 2013, to the extent applicable to an audit of internal financial controls. Those Standards and the Guidance Note require that we comply with ethical requirements and plan and perform the audit to obtain reasonable assurance about whether adequate internal financial controls over financial reporting was established and maintained and if such controls operated effectively in all material respects.

Our audit involves performing procedures to obtain audit evidence about the adequacy of the internal financial controls system over financial reporting and their operating effectiveness. Our audit of internal financial controls over financial reporting included obtaining an understanding of internal financial controls over financial reporting, assessing the risk that a material weakness exists, and testing and evaluating the design and operating effectiveness of internal control based on the assessed risk. The procedures selected depend on the auditor's judgement, including the assessment of the risks of material misstatement of the financial statements, whether due to fraud or error.

We believe that the audit evidence we have obtained is sufficient and appropriate to provide a basis for our audit opinion on the internal financial controls system over financial reporting of the Company and its subsidiary companies, which are companies incorporated in India.



### **Meaning of Internal Financial Controls over Financial Reporting**

A company's internal financial control over financial reporting is a process designed to provide reasonable assurance regarding the reliability of financial reporting and the preparation of financial statements for external purposes in accordance with generally accepted accounting principles. A company's internal financial control over financial reporting includes those policies and procedures that (1) pertain to the maintenance of records that, in reasonable detail, accurately and fairly reflect the transactions and dispositions of the assets of the company; (2) provide reasonable assurance that transactions are recorded as necessary to permit preparation of financial statements in accordance with generally accepted accounting principles, and that receipts and expenditures of the company are being made only in accordance with authorizations of management and directors of the company; and (3) provide reasonable assurance regarding prevention or timely detection of unauthorized acquisition, use, or disposition of the company's assets that could have a material effect on the financial statements.

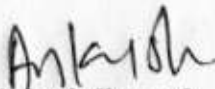
### **Inherent Limitations of Internal Financial Controls over Financial Reporting**

Because of the inherent limitations of internal financial controls over financial reporting, including the possibility of collusion or improper management override of controls, material misstatements due to error or fraud may occur and not be detected. Also, projections of any evaluation of the internal financial controls over financial reporting to future periods are subject to the risk that the internal financial control over financial reporting may become inadequate because of changes in conditions, or that the degree of compliance with the policies or procedures may deteriorate.

### **Opinion**

In our opinion and to the best of our information and according to the explanations given to us, the Company and its subsidiary companies, which are companies incorporated in India, have, in all material respects, an adequate internal financial controls system over financial reporting and such internal financial controls over financial reporting were operating effectively as at March 31, 2023, based on the criteria for internal financial control over financial reporting established by the respective companies considering the essential components of internal control stated in the Guidance Note on Audit of Internal Financial Controls Over Financial Reporting issued by the ICAI.

For **JAIN PRAMOD JAIN & CO.**  
Chartered Accountants  
(Firm Registration No. 016746N)

  
(Ankush Sharma)  
**Partner**  
Membership No. 552535



Place: New Delhi  
Date: 06<sup>th</sup> September 2023

UDIN - 2355253 BGS AVK 5415

**CONSOLIDATED BALANCE SHEET AS AT MARCH 31st, 2023**

Particulars	Note No.	₹ In Lacs	
		AS AT 31.03.2023 Rs.	AS AT 31.03.2022 Rs.
<b>A) EQUITY AND LIABILITIES</b>			
<b>1) Shareholders' Fund</b>			
(a) Share Capital	1	42.80	42.80
(b) Reserves & Surplus	2	9010.34	8368.68
		<u>9053.14</u>	<u>8411.48</u>
<b>2) Minority Interest</b>		338.38	1376.60
<b>3) Non-current liabilities</b>			
(a) Long-term borrowings	3	205.80	502.07
(b) Long-term provisions	4	294.98	217.44
		<u>500.78</u>	<u>719.51</u>
<b>4) Current liabilities</b>			
(a) Short-term borrowings	5	1647.46	1710.09
(b) Trade payables	6		
- Due to Micro, Small & Medium Enterprises		538.06	319.40
- Others		4303.10	3348.51
(c) Other current liabilities	7	1131.32	742.90
(d) Short-term provisions	8	464.09	349.15
		<u>8084.03</u>	<u>6470.05</u>
<b>TOTAL</b>		<u><b>17976.32</b></u>	<u><b>16977.64</b></u>
<b>B) ASSETS</b>			
<b>1) Non-current assets</b>			
(a) Property, Plant and Equipment and Other Assets	9		
(i) Property, Plant and Equipment		2746.02	3401.49
(ii) Intangible assets		20.34	28.68
(iii) Capital work-in-progress		7.50	2542.01
		<u>2773.86</u>	<u>5972.18</u>
(b) Goodwill on Consolidation		13.92	13.92
(c) Non-current investments	10	1873.89	213.65
(d) Deferred tax assets (net)	11	232.28	178.92
(e) Long-term loans and advances	12	22.29	301.39
		<u>4916.24</u>	<u>6680.06</u>
<b>2) Current assets</b>			
(a) Inventories	13	7719.20	6664.17
(b) Trade receivables	14	3881.29	2274.69
(c) Cash and cash equivalents	15	267.05	704.70
(d) Short-term loans and advances	16	934.23	390.23
(e) Other current assets	17	258.32	263.79
		<u>13060.09</u>	<u>10297.58</u>
<b>TOTAL</b>		<u><b>17976.32</b></u>	<u><b>16977.64</b></u>

Significant accounting policies and notes to accounts (Note no 25)

For and on behalf of the Board of Directors

  
**(VARUN MANWANI)**  
Director  
DIN 00921735

  
**(AMRIT LAL MANWANI)**  
Chairman & Managing Director  
DIN 00920206

Place: New Delhi

Date: 6<sup>th</sup> Sept, 2023

UDIN - 23552535-BGSAVK5415



In terms of our report attached  
For JAIN PRAMOD JAIN & CO  
Chartered Accountants  
(Regn No. 016746N)



  
**(Ankush sharma)**  
Partner  
Mem. No. 552535

CIN - U51505DL2001PTC111282  
SAHASRA ELECTRONICS PVT. LTD.  
CONSOLIDATED STATEMENT OF PROFIT & LOSS FOR THE YEAR ENDED 31ST MARCH, 2023

Particulars	Note No.	₹ In Lacs	
		2022-2023 (Rs.)	2021-2022 (Rs.)
1 Revenue from operations (Net)	18	20245.50	12354.39
Other Income	19	162.58	332.28
<b>Revenue from operations (net)</b>		20408.07	12686.67
2 <b>Expenses</b>			
(a) Cost of materials consumed / Service Delivery	20	15136.54	8743.31
(b) Purchases of stock-in-trade		89.50	463.36
(c) Changes in inventories of finished goods, work-in-progress and stock-in-trade	21	246.84	-407.22
(d) Employee benefits expense	22	1332.96	1176.87
(e) Other expenses	23	2194.28	1606.72
<b>Total</b>		19000.12	11583.04
3 Earnings before interest, tax, depreciation and amortisation (EBITDA) (1 - 2)		1407.95	1103.63
4 Finance costs	24	162.99	155.56
5 Depreciation and amortisation expense	9	353.93	385.93
6 <b>Profit before tax (3 - 4 - 5)</b>		891.04	562.14
7 <b>Tax expense:</b>			
(a) Current tax expense for current year		370.49	218.70
(b) Tax expenses relating to prior year		-	-8.13
(c) Deferred tax		-56.56	-44.99
		313.93	165.58
8 <b>Profit for the year before adjustment for Minority Interest (6 - 7)</b>		577.10	396.56
9 Less: Minority Interest		14.17	42.73
10 <b>Profit for the year after adjustment for Minority Interest (8 - 9)</b>		562.93	353.83
11 <b>Earnings per share (of Rs. 10/- each):</b>			
Basic & Diluted		131.53	82.67

Significant accounting policies and notes to accounts (Note no 25)

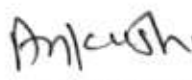
For and on behalf of the Board of Directors

  
**(VARUN MANWANI)**  
Director  
DIN 00921735

  
**(AMRIT LAL MANWANI)**  
Chairman & Managing Director  
DIN 00920206

In terms of our report attached  
For JAIN PRAMOD JAIN & CO  
Chartered Accountants  
(Regn No. 016746N)



  
(Ankush sharma)  
Partner  
Mem. No. 552535

Place: New Delhi  
Date:

06 SEP 2023

UDIN - 23552535 BGSAYK5415



Consolidated Cash Flow Statement for the year ended 31st March 2023

	Amount (Rs.) 2022-2023	Amount (Rs.) 2021-2022
<b>₹ In Lacs</b>		
<b>A) CASH FLOW FROM OPERATING ACTIVITIES</b>		
Net Profit before tax as per Profit and Loss Account	891.04	562.14
Adjusted for:		
Depreciation	353.93	385.93
Interest and Finance Charges	162.99	155.56
Loss / (Profit) on Sale / Discarding of Property, Plant and Equipment (net)	.00	2.67
Effect of Exchange Rate Change	78.73	-7.62
Share of Loss / (Profit) of Minority Interest	-14.17	-42.73
Interest Income	.00	-131.99
<b>Operating Profit before Working Capital Changes</b>	<b>1472.52</b>	<b>923.96</b>
Adjustments for (increase) / decrease in operating assets:		
Inventories	-1055.03	-2385.63
Trade receivables	-1606.60	-285.78
Short-term loans and advances	-544.00	-109.80
Other current assets	5.48	-133.63
Long-term loans and advances	279.10	-204.24
Adjustments for increase / (decrease) in operating liabilities:		
Trade payables	1173.26	2295.98
Minority Interest	-1038.22	1126.45
Other current liabilities	388.43	550.81
Long-term provisions	77.53	71.76
Short-term provisions	114.94	91.65
Cash Generated from Operations	-732.59	1941.53
Taxes Paid	-313.93	-264.79
<b>Net Cash from Operating Activities</b>	<b>-1046.52</b>	<b>1676.74</b>
<b>B) CASH FLOW FROM INVESTING ACTIVITIES</b>		
Purchase of Property, Plant and Equipment (Including Capital Work In Progress)	2844.39	-2422.02
Sale of Property, Plant and Equipment / Subsidy Recd	.00	19.96
Investment made	-1660.23	.00
Investments Sold	-53.36	
Other Non Operating Income		
Interest Income	.00	131.99
	<b>1130.80</b>	<b>-2270.08</b>
<b>C) CASH FLOW FROM FINANCING ACTIVITIES</b>		
Increase / (Decrease) in Long-term borrowings	-296.28	151.56
Increase / (Decrease) in Short-term borrowings	-62.64	546.93
Interest and Finance Charges	-163.01	-155.56
	<b>-521.93</b>	<b>542.93</b>
Net (Decrease) / Increase in Cash and Cash Equivalents	-437.65	-50.41
Opening Balance of Cash and Cash Equivalents	704.70	755.12
<b>Closing Balance of Cash and Cash Equivalents</b>	<b>267.05</b>	<b>704.70</b>

**Notes:**

- The above cash flow statement has been prepared under the indirect method set out in Accounting Standard (AS-3)
- Addition to the property, plant, equipment and intangible asset include movement of capital work-in-progress during the year.

**3. Cash and Cash equivalent as per above comprise of the following :**

Balances with banks :	2022-23	2021-22
-In current accounts	196.38	131.48
-In EEFC Accounts	59.62	25.53
-In earmarked account	.00	490.70
Cash on hand	11.05	56.99
<b>Balance as per statement of cash flow</b>	<b>267.05</b>	<b>704.70</b>

For and on behalf of the Board of Directors

(VARUN MANWANI)  
Director  
DIN 00921735

(AMRIT LAL MANWANI)  
Chairman cum Managing Director  
DIN 00920206

Place: New Delhi  
Date:

06 SEP 2023

UDIN - 23552535 BGFAYK 5415

In terms of our report attached  
For JAIN PRAMOD JAIN & CO  
Chartered Accountants  
(Regn No. 016746N)



(Ankush sharma)  
Partner  
Mem. No. 552535



**SAHASRA ELECTRONICS PVT. LTD.**

**Notes forming part of the Consolidated Financial Statements**

	AS AT 31.03.2023 (Rs. In lacs)	AS AT 31.03.2022 (Rs. In lacs)
<b>NOTE - 1 SHARE CAPITAL</b>		
<b>Authorised</b>		
10,00,000 Equity shares of Rs.10/- each	100.00	100.00
<b>Issued, Subscribed &amp; Paid up Capital</b>		
4,28,000 Equity Shares of Rs. 10/- each, fully paid up	42.80	42.80
	<u>42.80</u>	<u>42.80</u>

Note:-

a) Reconciliation of the number of shares and amount outstanding at the beginning and at the end of the reporting period

**Equity shares with voting rights**

Particulars	31.03.2023		31.03.2022	
	No. of Shares	Amount (Rs.)	No. of Shares	Amount (Rs.)
Opening Balance	428,000	42.80	428,000	42.80
Fresh Issue	-	-	-	-
Closing Balance	428,000	42.80	428,000	42.80

b) Issued, Subscribed and paid up capital excludes 7,15,760 equity shares directly held by subsidiaries before their becoming subsidiaries of the Company, which have been eliminated.

c) Details of shares held by each shareholder holding more than 5% shares

Particulars	31.03.2023		31.03.2022	
	Number of shares held	% holding in that class of shares	Number of shares held	% holding in that class of shares
Mr. Amrit Manwani	149,690	34.97	149,690	34.97
Mr. Vasudeo Narayan Kabadi	175,000	40.89	175,000	40.89
Mr. Amrit Manwani Sole Prop of M/s Sahasra Electronics	100,000	23.37	100,000	23.37

d)

Shareholding of Promoter's Name of promoter's	No of shares	% of shares	% change during the year
Mr. Amrit Manwani (including Sole proprietorship)	249,690	58.34	-
Mrs. Vandu Manwani	3,310	0.77	-
Mr. Vasudeo Narayan Kabadi	175,000	40.89	-

**NOTE - 2**

**RESERVES & SURPLUS**

a)	<b>General Reserve</b>		
	Opening Balance	507.08	507.08
		<u>507.08</u>	<u>507.08</u>
b)	<b>Exchange Fluctuation Reserve</b>		
	As per last Balance Sheet	60.50	68.12
	Add : During the year	78.73	-7.62
		<u>139.23</u>	<u>60.50</u>
c)	<b>Security Premium</b>		
	Opening Balance	4.75	4.75
		<u>4.75</u>	<u>4.75</u>
d)	<b>Profit &amp; Loss Account</b>		
	Opening Balance	7796.35	7442.52
	Add: Profit for the year	562.93	353.83
		<u>8359.28</u>	<u>7796.35</u>
	<b>Total</b>	<u>9010.34</u>	<u>8368.68</u>

**NOTE - 3**

**LONG TERM BORROWINGS**

<b>Unsecured</b>		
Loan from Africa Enterprise Challenge Fund (AECF)	205.79	232.64
Loan from HDFC Bank*	-	269.42
Loan from Directors / Shareholders	.01	.01
	<u>205.80</u>	<u>502.07</u>

\* Term loan is primarily secured by industrial property, personal guarantees of director, hypothecation of plant and machinery and collaterally secured by fixed deposit, Mutual funds and personal guarantees of director.

**NOTE - 4**

**LONG TERM PROVISIONS**

<b>Provision for employee benefits</b>		
For Gratuity (Net)	202.38	160.50
For Leave Encashment	92.60	56.94
	<u>294.98</u>	<u>217.44</u>



*[Handwritten signature]*



*[Handwritten signature]*

**NOTE - 5**  
**SHORT-TERM BORROWINGS**

**Secured - Loans repayable on demand from Banks**

(i) Pawning Credit Loan - Secured Against hypothecation of Stock and Book Debts	1647.46	493.11
(ii) Santander Line of Credit - Secured Against hypothecation of Stock and Book Debts	-	675.50
(iv) Loans from related party*	-	541.48
	<b>1647.46</b>	<b>1710.09</b>

\*Loan from related party belong to related party of Sahasra semi-conductors Pvt.Ltd

**NOTE - 6**  
**TRADE PAYABLES**

- Due to Micro, Small and Medium Enterprises	538.06	319.40
- Others	4303.10	3348.51
	<b>4841.17</b>	<b>3667.91</b>

**TRADE PAYABLES AGEING SCHEDULE**

As at 31 March 2023	Outstanding for following periods from due date of payment				Total
	Less than 1 year	1-2 years	2-3 years	More than 3 years	
MSME	538.06	-	-	-	538.06
Others	4302.77	.18	.15	-	4303.10
Disputed dues - MSME	-	-	-	-	-
Disputed dues - Others	-	-	-	-	-
	<b>4840.84</b>	<b>.18</b>	<b>.15</b>	<b>-</b>	<b>4841.17</b>

As at 31 March 2022	Outstanding for following periods from due date of payment				Total
	Less than 1 year	1-2 years	2-3 years	More than 3 years	
MSME	319.40	-	-	-	319.40
Others	3190.91	157.60	-	-	3348.51
Disputed dues - MSME	-	-	-	-	-
Disputed dues - Others	-	-	-	-	-
	<b>3510.31</b>	<b>157.60</b>	<b>-</b>	<b>-</b>	<b>3667.91</b>

**NOTE - 7**  
**OTHER CURRENT LIABILITIES**

a) Statutory Liabilities	65.42	26.97
c) Advance from Customers	186.45	311.90
d) Expenses Payable	845.18	310.63
f) Retention Money	-	82.03
h) Pension Contribution Payable	34.27	11.37
	<b>1131.32</b>	<b>742.90</b>

**NOTE - 8**  
**SHORT TERM PROVISIONS**

Provision for employee benefits		
For Bonus	33.30	-
For Gratuity	169.56	137.03
For Leave Encashment	261.24	212.12
	<b>464.09</b>	<b>349.15</b>

**NOTE - 10**  
**NON CURRENT INVESTMENT**

10,000 Equity Shares of Elcina Electronics Manufacturing Cluster Pvt.Ltd	1.00	1.00
1,67,83,400 Equity Shares of Sahasra Semiconductor Pvt Ltd	1660.23	.00
20,16,654 Equity Shares of Infopower Technologies Ltd.	212.65	212.65
	<b>1873.89</b>	<b>213.65</b>
Aggregate amount of unquoted investments	1873.89	213.65

**NOTE - 11**  
**DEFERRED TAX ASSETS (Net)**

Deferred Tax Assets		
- Related to Disallowances under the Income Tax Act	191.06	150.54
- Related to Fixed Assets	41.22	28.38
	<b>232.28</b>	<b>178.92</b>

**NOTE - 12**  
**LONG TERM LOANS & ADVANCES**  
**Unsecured, Considered Good**

a) Capital advance for purchase of Land	8.00	8.00
b) Capital advance for purchase of Plant & Machinery/other adv	-	276.56
c) Security deposits	14.29	16.83
	<b>22.29</b>	<b>301.39</b>

Note: Long-term loans and advances include amounts due from:

From Private companies in which any director is a		
-M/s Elcina Electronics Manufacturing Cluster Pvt.Ltd	8.00	8.00



*[Handwritten signature]*



*[Handwritten signature]*

**NOTE - 13  
INVENTORIES**

(At cost or market value whichever is lower - as taken & certified by the Management)

i) Finished Goods	1958.41	1672.95
ii) Stock in Trade	467.28	671.58
iii) Semi-Finished Goods	517.81	845.81
iv) Raw Material	4719.90	3440.14
v) Consumable Stores	14.83	12.46
vi) Packing Materials	40.97	21.23
	<u>7719.20</u>	<u>6664.17</u>

**NOTE - 14  
TRADE RECEIVABLES  
(Unsecured, considered good)**

a) Unsecured, considered good	3881.29	2274.69
	<u>3881.29</u>	<u>2274.69</u>

**A. Ageing schedule of trade receivables**

Particulars	Less than 6 months	As at March 31, 2023				Total
		6 months - 1 year	1 - 2 years	2 - 3 years	More than 3 years	
<b>Undisputed trade receivables</b>						
(i) Considered good (i) undisputed trade receivables	3803.15	34.76	43.38	-	-	3881.29
-considered doubtful	-	-	-	-	-	-
<b>Disputed trade receivables</b>						
(iv) Considered good (ii) Disputed trade receivables	-	-	-	-	-	-
-considered doubtful	-	-	-	-	-	-

**B. Ageing schedule of trade receivables**

Particulars	Less than 6 months	As at March 31, 2022				Total
		6 months - 1 year	1 - 2 years	2 - 3 years	More than 3 years	
<b>Undisputed trade receivables</b>						
(i) Considered good (i) undisputed trade receivables	2212.29	5.72	56.68	-	-	2274.69
-considered doubtful	-	-	-	-	-	-
<b>Disputed trade receivables</b>						
(iv) Considered good (ii) Disputed trade receivables	-	-	-	-	-	-
-considered doubtful	-	-	-	-	-	-

**NOTE - 15  
CASH AND CASH EQUIVALENTS**

a)	Cash on hand	11.05	56.99
b)	Balances with Banks		
	(i) In Current Account	196.38	131.48
	(ii) In EEFC Accounts with		
	- Canara Bank (In USD)	-	25.37
	- HDFC Bank (In USD)	59.46	-
	- City Bank (In USD)	.16	.16
	(iii) In Earmarked Accounts		
	- Balances held as margin money in the form of FDR Account with Canara Bank or security against borrowings, guarantees and other commitments	-	490.70
		<u>267.05</u>	<u>794.70</u>

**NOTE - 16  
SHORT TERM LOANS & ADVANCES  
(Unsecured, considered good)**

a)	Loans and advances to employees	4.43	4.32
b)	Loans and advances to Elicina Electronic Cluster	8.00	-
c)	Loans and advances to Sahasra Semiconductor Pvt Ltd	674.62	-
d)	Prepaid expenses - Unsecured, considered good	21.59	10.48
e)	Balances with government authorities	78.47	271.80
f)	Others Loans & Advances		
	- Export Incentive Receivables	-	20.04
	- Other Receivables	-	1.09
	- Advance to Supplier	147.11	82.50
		<u>147.11</u>	<u>103.63</u>
		<u>934.23</u>	<u>390.23</u>

**NOTE - 17  
OTHER CURRENT ASSETS  
(Unsecured, considered good)**

Accruals		
Interest accrued on FDR with Bank	-	23.54
Officers loan receivable	4.11	-
Duty Scripts in Hand	-	62.36
Interest accrued on Loan	254.20	177.89
	<u>258.31</u>	<u>263.79</u>



*Handwritten signature*



*Handwritten signature*

**SAHASRA ELECTRONICS PVT. LTD.****Notes forming part of the Consolidated Financial Statements**

	2022-2023 (Rs. in lacs)	2021-2022 (Rs. in lacs)
<b>NOTE - 18</b>		
<b>REVENUE FROM OPERATIONS</b>		
a) Sale of products	20241.31	12354.29
b) Sale of services	4.18	.10
	<b>20245.50</b>	<b>12354.39</b>

<b>NOTE - 19</b>		
<b>OTHER INCOME</b>		
a) Interest Income	30.91	131.99
b) Net gain on foreign currency transactions and translation	126.41	190.95
c) Export Incentive	-	.74
d) Profit on Sale of Assets	1.08	-
e) Other Non-Operating Income		
- Credit Balance written back & Other rec.	-	7.34
- Miscellaneous Income	4.17	.43
- Profit or loss on sale of MEIS Scripts	-	.83
	<b>162.58</b>	<b>332.28</b>

<b>NOTE - 20</b>		
<b>COST OF MATERIALS CONSUMED *</b>		
<b>a) Raw Materials Consumed</b>		
Opening Stock	3440.14	1460.91
Add: Purchases	16175.20	10401.06
	19615.35	11861.97
Closing Stock	4719.90	3440.14
	14895.45	8421.83
<b>b) Packing Materials Consumed</b>		
Opening Stock	21.23	15.65
Add: Purchases	39.11	53.00
	60.34	68.65
Closing Stock	40.97	21.23
	19.37	47.42
<b>c) Consumable Stores / Tools and Accessories Consumed</b>		
Opening Stock	12.46	18.86
Add: Purchases	224.09	267.66
	236.55	286.52
Closing Stock	14.83	12.46
	221.72	274.06
Total	<b>15136.54</b>	<b>8743.31</b>

\* cost of raw material consumed of Sahasra Electronics (Rawanda ) Private Limited includes depreciation of plant & machinery of Rs.11.54 Lakhs.

**NOTE - 21**  
**CHANGES IN INVENTORIES OF FINISHED, SEMI FINISHED AND TRADED GOODS**

<b>(i) Semi Finished Goods</b>		
Inventories at the end of the year	517.81	845.81
Inventories at the beginning of the year	845.81	317.17
Net (increase) / decrease	<b>328.00</b>	<b>-528.64</b>
<b>(ii) Finished Goods</b>		
Inventories at the end of the year	1958.41	1672.95
Inventories at the beginning of the year	1672.95	1849.43
Net (increase) / decrease	<b>-285.46</b>	<b>176.48</b>
<b>(iii) Traded Goods</b>		
Inventories at the end of the year	467.28	671.58
Inventories at the beginning of the year	671.58	616.52
Net (increase) / decrease	<b>204.30</b>	<b>-55.06</b>
	<b>246.84</b>	<b>-407.22</b>



W



[Signature]

**NOTE - 22  
EMPLOYEE BENEFITS EXPENSE**

Salaries, Wages & Bonus	1167.25	1099.99
Contributions to provident and other funds	157.64	68.62
Staff Welfare Expenses	8.07	8.26
	<b>1332.96</b>	<b>1176.87</b>

**NOTE - 23  
OTHER EXPENSES**

Freight & Cartage Inward	522.14	330.57
Custom Clearance & Handling Charges- Inward	23.15	22.11
Custom Clearance & Handling Charges- Outward	10.07	7.30
Electricity & Water Charges	95.56	67.08
Freight Charges on Export	40.67	96.40
Testing Expenses	.75	1.05
Printing & Stationery	3.70	2.60
Repair & Maintenance	100.25	64.40
Insurance	123.93	103.43
Traveling & Conveyance Expenses	60.78	11.88
Vehicle Running & Maint	17.12	11.38
Postage & Courier Expenses	6.09	14.05
Telephone & Communication Expenses	8.01	7.90
Advertisement Expenses	59.49	23.78
Exhibition Expenses / Membership Sub./training exp	.64	21.62
Rent Expenses	64.51	62.01
Rates & Taxes	32.82	12.01
Penalty & Interest	.65	.21
Security Expenses	35.27	19.65
Legal & Professional Charges	15.61	19.21
Books & Periodicals	.06	.03
Training Expenses	-	.16
Commission Expenses	519.61	368.31
Business Promotion Expenses	16.07	3.41
Auditors' Remuneration	7.14	7.21
Filing fee	.19	1.39
Ex-Gratia	-	.86
Donation	2.88	1.82
Festival Expenses	3.79	1.04
Miscellaneous Expenses	358.61	294.63
Loss on Sale of Property	.00	2.67
Prior Period Adjustments	1.92	.56
Bank Charges	7.80	.75
Bad Debts during the year	44.15	1.69
CSR Expenditure	.25	23.55
Loss on sale of MEIS Scripts	10.60	-
	<b>2194.28</b>	<b>1606.72</b>

**NOTE - 24  
FINANCE COSTS**

a) Interest expense on:		
- Borrowings	10.87	46.26
b) Other borrowing costs	152.11	109.30
	<b>162.99</b>	<b>155.56</b>



NOTE - 9  
Property, Plant and Equipment and Other Assets

₹ In Lacs

PARTICULARS	GROSS BLOCK			DEPRECIATION / AMORTISATION							NET BLOCK		
	AS AT 31.03.2022	ADDITIONS	DED.	AS AT 31.03.2023	AS AT 01.04.2022	DEP. FOR THE YEAR	Adjustment on Exchange Rate Difference	Eliminated on disposal of assets	AS AT 31.03.2023	AS AT 31.03.2023	AS AT 31.03.2022		
<b>A) PROPERTY, PLANT AND EQUIPMENT</b>													
(1) OWN ASSETS													
Land	621.69	.00		621.16	.00	.00	.00		.00		621.16	621.69	
Factory Building	1258.10	.00		1254.59	527.17	54.87	-.54		581.50		673.09	730.93	
Plant & Machinery	3203.08	173.89		3376.13	1773.26	265.82	1.10		2040.18		1335.95	1429.82	
Lab Equipment	34.10	.00		33.96	5.09	1.71	.00		6.79		27.17	29.01	
Furniture & Fixture	131.80	3.54		135.27	111.14	5.52	-.03		116.63		18.64	20.66	
Building Fixtures	.60	.00		.60	.58	.00	.00		.59		.01	.02	
Electrical Equipment & Fixtures	88.53	.00		88.08	84.51	.92	.00		85.43		2.64	4.02	
Computer & Peripherals	126.84	6.78		133.59	121.67	3.50	-.02		125.15		8.44	5.17	
Air Conditioners	64.87	.00		64.87	58.71	1.60	.00		60.30		4.57	6.16	
Office Equipment	59.39	2.55		61.87	50.53	2.28	-.05		52.76		9.11	8.86	
Vehicles	177.30	15.86	3.14	189.91	151.43	9.63	-.08	2.96	158.02		31.89	25.87	
Temporary Partition	56.96	.00		56.96	45.89	6.99	.00		52.88		4.08	11.07	
Assets at Optima Office at USA	83.15	.00		97.33	77.76	10.30	.00		88.06		9.27	5.39	
Sub Total	5906.40	202.62	3.14	6114.31	3007.73	363.14	.00	2.96	3368.29		2746.02	2898.67	
TOTAL (A)	5906.40	202.62	3.14	6114.31	3007.73	363.14	.00	2.96	3368.29		2746.02	2898.67	
<b>B) INTANGIBLE ASSETS</b>													
Computer Software	105.57	3.20	.00	108.77	76.89	11.55	.00	.00	88.44		20.34	28.68	
TOTAL (B)	105.57	3.20	.00	108.77	76.89	11.55	.00	.00	88.44		20.34	28.68	
<b>Total (A+B)</b>	6011.97	205.82	3.14	6223.08	3084.62	374.68	.00	2.96	3456.73		2766.35	2927.35	
Previous year	6369.33	191.51	36.67	6522.16	2722.11	406.26	3.74	32.64	3091.99		3430.17	3647.22	




## SAHASRA ELECTRONICS PRIVATE LIMITED

### NOTE – 25 Significant Accounting policies and notes to Accounts

#### A. CORPORATE INFORMATION

The Holding Company is engaged in manufacturing of Printed Circuit Boards, LED Lighting Products and USB Flash Storage Devices and also engaged in Training for Skill Development of Electrical & Electronics items. The Company has registered office at House No. - 33, Pocket-I, Jasola, New Delhi – 110055. The Company has one workshop at 129 G, Noida Special Economic Zone, Noida – 201305.

#### B. SIGNIFICANT ACCOUNTING POLICIES

##### i) PRINCIPLES OF CONSOLIDATION

The consolidated financial statements relate to M/s Sahasra Electronics Private Limited ("the Company") and its *two* subsidiary companies. The consolidated financial statements have been prepared on the following basis:

- (a) The financial statements of the Company and its subsidiary companies are combined on a line-by-line basis by adding together the book values of like items of assets, liabilities, income and expenses, after fully eliminating intra-group balances and intra-group transactions in accordance with Accounting Standard (AS) -21 "Consolidated Financial Statements".
- (b) In case of foreign subsidiaries, being non-integral foreign operations, revenue items are consolidated at the average rate prevailing during the year. All assets and liabilities are converted at rates prevailing at the end of the year. Any exchange difference arising on consolidation is recognised in the Exchange Fluctuation Reserve.
- (c) The difference between the costs of investment in the subsidiary Companies, over the net assets at the time of acquisition of shares in the subsidiaries is recognized in the consolidated financials as Goodwill or Capital Reserve, as the case may be.
- (d) Minority Interest's share of net profit of consolidated subsidiaries for the year is identified and adjusted against the income of the group in order to arrive at the net income attributable to shareholders of the company.
- (e) Minority Interest's share of net assets of consolidated subsidiaries is identified and presented in the consolidated balance sheet separate from liabilities and the equity of the company's shareholders.
- (f) a) As far as possible, the consolidated financial statements of holding co are prepared using uniform accounting policies for like transactions and other events in similar circumstances and are presented in the same manner as the company's separate financial statements.  
b) No accounting policy has been given in management certified financial statement of Optima Technology Associates, Inc. (Subsidiary Co)  
c) Accounting Policy of Sahasra Electronics (Rwanda) Pvt Ltd (subsidiary Co) are different as compared to accounting policy of Holding Co. and have been separately stated in Notes to accounts.



✓



*[Handwritten signature]*

- (g) The Holding Company is receiving components on free of cost basis from its customers which are used in the making of the products as per the specifications. The Company is raising an invoice on its customer for the price of the goods sold and other charges after reducing the value of the free of cost components used in making of those goods. The value of such components consumed during the period amounted to Rs. 2,999.91 lacs/- (L.Y. Rs. 650.58 lacs/-).

ii) Basis for preparation of financial statements

- a) These financial statements of Holding Co have been prepared under the historical cost convention on a going concern basis, on the accrual basis of accounting in accordance with the Generally Accepted Accounting Principles (GAAP) in India. GAAP comprises mandatory accounting standards as prescribed under Section 133 of the Companies Act, 2013 ('Act') read with Rule 7 of Companies (Accounts) Rules, 2014, the relevant provisions of the Act and other accounting pronouncements of the Institute of Chartered Accountants of India. The accounting policies have been consistently applied by the Company. The financial statements are presented in Indian rupees and rounded off to the nearest rupee.
- b) The financial statement of Optima Technology Associates, Inc. have been prepared on the basis of US GAAP and net impact of accounting policy as compared to the holding Co is not ascertainable.
- c) The financial statement of Sahasra Electronics (Rwanda) Pvt Ltd. have been prepared on the basis of IFRS and net impact of accounting policy as compared to the holding Co is not ascertainable.

iii) Use of estimates

The preparation of financial statements in conformity with Generally Accepted Accounting Principles (GAAP) requires management to make judgments, estimates and assumptions that affect the application of accounting policies and reported amounts of assets and liabilities and the disclosure of contingent liabilities on the date of the financial statements and reported amounts of income and expenses during the reporting period. Actual results could differ from those estimates. Estimates and underlying assumptions are reviewed on an ongoing basis. Any revision to accounting estimates is recognized prospectively in current and future periods.

iv) Foreign Currency Transactions

Transactions in foreign currencies are recognized at the prevailing exchange rates on the transaction dates. Realized gains and losses on settlement of foreign currency transactions are recognized in the Statement of Profit and Loss. Monetary foreign currency assets and liabilities at the year-end are translated at the year-end exchange rates and the resultant exchange differences are recognized in the Statement of Profit and Loss.

v) Inventory

Inventories of Raw materials, Store and spare parts, packing materials are valued at cost or Net Realizable value whichever is lower as per stocks taken by the management. Semi-finished and finished goods are valued at cost or Net Realizable value whichever is lower. Cost of raw material and stores and spare parts and packing materials has been computed on the basis of weighted average method. Cost of finished goods and semi-finished goods include Raw material cost and related overheads. For Sahasra Electronics RWANDA Pvt Ltd (Subsidiary Company) FIFO method has been used. The method of computation of cost or NRV whichever is lower in respect of Optima technology Associates Inc. (Subsidiary Co) has not been given in management certified financial statement.



Handwritten signature or initials.



Handwritten signature or initials.

vi) Property, Plant & Equipment

Property, Plant & Equipment are stated at cost less accumulated depreciation. Cost of acquisition of such assets is inclusive of all incidental expenses incurred in bringing the assets to their working condition for the intended use.

vii) Depreciation /Amortisation

Depreciation on Property, Plant & Equipment has been provided pro-rata to the period of use, on the written down value method, using rates determined based on management's assessment of useful economic lives of the asset at year end.

a) Following are the estimated useful life of various category of assets used in Holding Company.

Asset Class	Life of the asset (in years)
Factory Buildings	30
Plant & Machinery	15
Furniture and fixtures	10
Building Fixtures	10
Electricals equipment & Fixtures	10
Computers (End user devices)	6
Air Conditioner	10
Office equipment	5
Vehicles - Car	8
Vehicles – Motor Bike	10
Temporary Partition	3

b) Following are the estimated useful life of various category of assets used in Sahasra Electronics Rwanda (Private) limited (Subsidiary Company).

Depreciation is calculated on a reducing balance basis over the estimated useful life of the asset as follows: -

Category	Rate	Method
Buildings	5%	Straight Line
Plant and Machinery	5%	Straight Line
Furniture and Fixtures	25%	Diminishing Balance
Motor Vehicles	25%	Diminishing Balance
Office Equipment	25%	Diminishing Balance
IT Equipment	50%	Diminishing Balance

c) No Method of calculation of deprecation including estimated useful life of Optima technology associates Inc. has been given in management certified financial statement.

d) Depreciation is calculated using the straight-line basis over the useful life specified in Schedule II of the companies Act 2013 in Sahasra Semiconductors Pvt Ltd (Subsidiary Co). However, for the following asset the management has assessed useful life based on technical evaluation which is other than those specified in schedule II of the Companies Act, 2013.



Handwritten signature



Handwritten signature

A Property, Plant & Equipment is eliminated from the financial statements on disposal or when no further benefit is expected from its use and disposal.

Losses arising from retirement or gains or losses arising from disposal of Property, Plant & Equipment which are carried at cost are recognized in the Statement of Profit and Loss.

Intangible Assets are amortized over a period of Six years based on the estimated useful life as determined by the management. If the management's estimate of the useful life of an intangible asset at the time of acquisition of the asset or of the remaining useful life on a subsequent review is shorter than that envisaged in the aforesaid schedule, amortization is provided at a higher rate based on the management's estimate of the useful life/remaining useful life.

Amortization method and useful lives are reviewed at each reporting date. If the useful life of an asset is estimated to be significantly different from previous estimates, the amortization period is changed accordingly. If there has been a significant change in the expected pattern of economic benefits from the asset, the amortization method is changed to reflect the changed pattern.

An intangible asset is derecognized on disposal or when no future economic benefit is expected from its use and disposal.

Losses arising from retirement and gains or losses arising from disposal of an intangible asset are measured as the difference between the net disposal proceeds and the carrying amount of the assets, and are recognized in the Statement of Profit and Loss.

viii) Cash Flow Statement

Cash flows are reported using the indirect method, whereby profit / (loss) before extraordinary items and tax is adjusted for the effects of transactions of non-cash nature and any deferrals or accruals of past or future cash receipts or payments. The cash flows from operating, investing and financing activities of the Company are segregated based on the available information.

ix) Taxation

Tax expense for the year comprises of current tax and deferred tax. Current taxes are measured at the amounts expected to be paid using the applicable tax rates and tax laws.

Deferred Tax resulting from "timing differences" between book and taxable profit is accounted for using the tax rates and laws that have been enacted or substantively enacted as on the Balance Sheet date. The deferred tax asset is recognized and carried forward only to the extent that there is a reasonable certainty that the asset will be realized in future.

x) Revenue recognition

Sales are recognized, net of returns and trade discounts, on transfer of significant risks and rewards of ownership to the buyer, which generally coincides with the delivery of goods to customers.

Revenue from rendering of services is recognized when the performance of agreed contractual task has been completed.

Interest Income is recognized using effective interest rate method.



A handwritten signature consisting of stylized letters.



A handwritten signature consisting of stylized letters.

xi) Employees Benefits

*Short-term employee benefits*

Employee benefits payable wholly within twelve months of rendering the service are classified as short-term employee benefits. Benefits such as salaries, wages and bonus, etc. are recognized in the Statement of Profit and Loss in the period in which the employee renders the related service.

*Post-employment benefits*

*(a) Defined contribution plan*

The employee's provident fund scheme is a defined contribution plan. The Company makes specified monthly contributions towards employee provident fund to Government administered provident fund scheme which is a defined contribution plan. The holding Company's contribution is recognized as an expense in the Statement of Profit and Loss during the period in which the employee renders the related service.

*(b) Defined benefit plan*

The holding Company's gratuity plan is a defined benefit plan. The gratuity plan entitles an employee, who has rendered at least five years of continues service, to receive one-half month's salary for each year of completed service. The gratuity plan of the holding Company is unfunded.

(c) In Case of Sahasra Electronics (Rwanda) Pvt Ltd (Subsidiary co), the employees and the company contribute to Social security fund of Rwanda, a national defined contribution retirement benefit scheme. Contributions are defined by the country's statutes and the company contributions are charged to income statement.

(d) No accounting policy has been given in management certified financial statement of Optima Technology Associates, Inc (Subsidiary co) with respect to retirement benefits.

xii) Investments

Investments that are readily realizable and intended to be held for not more than a year from the date of acquisition are classified as current investments. All other investments are classified as long-term investments.

Long term investments are stated at cost. Provision for diminution in the value of investments is made only if such a decline, in the opinion of the management, is other than temporary.

Current investments are carried individually, at the lower of cost and fair value. Cost of investments includes acquisition charges such as brokerage, fees and duties.

Profit or loss on sale of investments is determined on the basis of weighted average carrying amount of investments disposed of.

xiii) Borrowing Cost

Borrowing costs that are attributable to the acquisition or construction of qualifying assets are capitalized as part of the cost of such assets. A qualifying asset is one that necessarily



Handwritten signature or mark.



Handwritten signature or mark.

takes substantial period of time to get ready for intended use. All other borrowing costs are charged to revenue.

xiv) Insurance Claim

Insurance claims are accounted for on the basis of claims admitted / expected to be admitted and to the extent that there is no uncertainty in receiving the claims.

xv) Earnings per share

The Company reports basic and diluted earnings per equity share in accordance with AS-20, 'Earnings per share'. Basic earnings per equity share is computed by dividing net profit / loss attributable to the equity shareholders for the year by the weighted average number of equity shares outstanding for the year. Diluted earnings per share is computed using the weighted average number of equity and dilutive equity equivalent shares outstanding at the year end, except where the results are anti-dilutive.

**26 NOTES TO ACCOUNTS**

**A. CONTINGENT LIABILITIES AND COMMITMENTS (TO THE EXTENT NOT PROVIDED FOR)**

(Rs. In lacs)			
	Particulars	31.03.2023	31.03.2022
(i)	<b>Contingent liabilities</b>		
	(a) Claims against the Company not acknowledged as debt	Nil	Nil
	(b) Guarantees	50.00 *	50.00
	(c) Other money for which the Company is contingently liable.		
	1. Income tax matters NIL, Previous year Rs. NIL.		
(ii)	<b>Commitments</b>	31.03.2023	31.03.2022
	(a) Estimated amount of contracts remaining to be executed on capital account and not provided for	Rs.7.50	Rs. 28.91
	(B) Other commitments	NIL	NIL

\* Guarantees issued on behalf of the Company by its bankers are secured by fixed deposits of Rs. 50, 00,000/- (Previous Year Rs. 50, 00,000) held with the Bank.

**B. FOREIGN CURRENCY TRANSACTIONS**

(a) Value of imports calculated on CIF basis

Particulars	2022-23	2021-22
- Raw materials	8051.16	6146.50
- Consumable Stores / Tools and Accessories	0.47	0.26
- Capital Goods	135.92	3729.97



Handwritten signature.



Handwritten signature.

(b) Expenditure in foreign currency:

Particulars	2022-23	2021-22
- Foreign Travel	46.19	2.31
- Commission	213.28	187.05
- Bank Charges	2.16	1.61
- Repair & Maint. (Plant & Machinery)	45.82	15.33
- Testing Expenses	NIL	NIL
- Membership Fee and Subscription Expenses	NIL	NIL

(c) Earnings in foreign exchange:

Particulars	2022-23	2021-22
- FOB Value of Sale of Products	10,569.46	7429.32
- Interest Earned	76.32	68.98

**C. CONSUMPTION OF IMPORTED AND INDIGENOUS ITEMS**

Particulars	2022-23		2021-22	
	Amount (Rs.)	%	Amount (Rs.)	%
<b><u>Imported</u></b>				
Raw materials	6626.12	76.56%	4483.57	76.54%
Packing Materials	Nil	Nil	Nil	Nil
Consumable Stores / Tools and Accessories	Nil	Nil	Nil	Nil
<b><u>Indigenous</u></b>				
Raw materials	2028.46	23.44%	1374.18	23.46%
Packing Materials	19.38	100%	47.42	100%
Consumable Stores / Tools and Accessories	221.71	100%	274.07	100%

**D. SEGMENT INFORMATION**

The Group's Company operation relate to Manufacturing and trading of populated printed Circuit boards assembly, LED Lighting Products, memory product and USB Flash Storage Devices , packaging / memory IC business etc. This, in the context of Accounting Standard (AS 17) Segment Reporting, issued by The Institute of Chartered Accountants of India, constitutes one single primary segment.

**E. RELATED PARTY TRANSACTIONS**

List of related parties where control exists and related parties with whom transactions have taken place and relationship:

- a) Key Management Personnel (KMP):-  
i) Mr. Amrit Manwani  
ii) Mrs. Varsha Manwani



Handwritten signature or initials.



Handwritten signature or initials.

- iii) Mr. Varun Manwani
- iv) Mr. V.N. Kabadi
- v) Mr. Paul J. Anastasio

b) Subsidiary Companies:-

- M/s Optima Technology Associates Inc.
- M/s Sahasra Electronics (Rwanda) Pvt. Ltd

c) Entities over which Key Managerial Personnel and its relatives are able to exercise significance influence / Group Companies –

- M/s Infopower Technologies Pvt Ltd.
- M/s M. K. Group LLC
- M/s Northern Petroleum Company (a Sole Proprietorship concern of one Director)
- M/s Sahasra Electronics (a Sole Proprietorship concern of one Director)
- M/s Elcina Electronics Manufacturing Cluster Pvt. Ltd.
- M/s Sahasra Semiconductors Pvt Ltd.

d) Details of related party transactions during the year ended 31 March, 2023:

Name	Relation	Nature of Transaction	Amount (Rs. in lacs)	
			2022-23	2021-22
Mr. Amrit Manwani	KMP	Remuneration	113.16	89.49
		Loan Taken	NIL	Nil
		Repayment of Loan	NIL	Nil
Mrs. Varsha Manwani	KMP	Remuneration	64.62	53.64
		Rent	8.40	11.83
		Reversal of Commission Expenses	Nil	Nil
Sahasra Electronics	Entities over which Key Managerial Personnel and its relatives are able to exercise significance influence	DTA Sale	331.98	496.99
Infopower Technologies Pvt Ltd.	Entities over which Key Managerial Personnel and its relatives are able to exercise significance influence / Group Companies	Purchase of Raw Material	513.16	463.84
		DTA Sales	621.30	74.45
		Sale of Property, Plant & Equipment	NIL	NIL

e) Details of Balance Outstanding of related parties as at:



✓



✓

Name	Relation	Particulars	Outstanding Balance (Rs.)	
			31.03.2023	31.03.2022
Mr. Amrit Manwani	KMP	Salary Payable	8.25	6.88
Mrs. Varsha Manwani	KMP	Salary Payable	4.50	4.12
Infopower Technologies Pvt Ltd	Entities over which Key Managerial Personnel and its relatives are able to exercise significance influence / Group Companies	Trade Payables	37.03	31.18
		Advance from Customers	Nil	Nil
		Non-Current Investment	212.65	212.65
Elcina Electronics Manufacturing Cluster Pvt. Ltd.	Entities over which Key Managerial Personnel and its relatives are able to exercise significance influence / Group Companies	Long Term Loans & advances	8.00	8.00
		Non-Current Investment	1.00	1.00
Sahasra Electronics	Entities over which Key Managerial Personnel and its relatives are able to exercise significance influence	Trade Receivables	10.69	5.54

Note: Related party relationship is as identified by the Company and relied upon by the Auditors.

#### F. MSME

Disclosure of Sundry Creditors under the Other Current Liabilities is based on the information available with the Holding Company regarding the status of the suppliers as defined under the "Micro, Small and Medium Enterprises Development Act, 2006.

Particulars	As at 31 March 2023	As at 31 March 2022
(i) Principal amount remaining unpaid at the end of accounting year*	538.06 lacs	148.07 lacs
(ii) Interest due on above	Nil	Nil
The amount of interest paid by the buyer along with amount of payment made to the suppliers beyond the appointed date	Nil	Nil
The amount of interest accrued and remaining unpaid at the end of financial year	Nil	Nil



✓



*[Handwritten Signature]*

The amount of interest due and payable for the period of delay in making payment (which have been paid but beyond the due date during the year) but without adding interest specified under this Act	Nil	Nil
The amount of further interest due and payable in succeeding year, until such interest is actually paid	Nil	Nil
* Payment has been made within 45 days		

**G. CORPORATE SOCIAL RESPONSIBILITIES of Holding Company**

S.no.	Particulars	2022-2023	2021-2022
1	Gross amount required to be spent by the company during the year	Nil	19.38
2	Amount spend during the year	Nil	23.54
3	<b>Amount unspent, if any</b>	<b>NIL</b>	<b>NIL</b>

**H. Details of Pre-operative Expenses in Capital Work in progress**

Particulars	31.03.2023	31.03.2022
	Amount (Rs. in lacs)	Amount (Rs. in lacs)
Conveyance	Nil	4.58
Depreciation	Nil	0.51
Diesel Expenses	Nil	4.74
Pollution fee	Nil	0.50
Registration Fee	Nil	1.51
Salaries & Wages	Nil	80.70
HRA	Nil	2.16
Leave Encashment	Nil	0.22
Other Allowances	Nil	9.75
Whole Time Directors Salary	Nil	36.00
Power & Electricity Charges	Nil	9.24
Water Charges	Nil	1.22
Commission on LC	Nil	0.90
Interest on loan	Nil	1.87
Interest on Term Loan	Nil	1.07
Processing Fees	Nil	9.91
<b>Total</b>	<b>Nil</b>	<b>191.23</b>



✓



*[Handwritten Signature]*

**I. EARNINGS PER SHARE (EPS)**

Particulars	2022-2023	2021-2022
Net Profit after Tax as per Profit and Loss Statement attributable to Equity Shareholders (Rs. in lacs)	562.93	353.82
Weighted Average number of Equity Shares used as denominator for calculating EPS (Nos.)	4,28,000	4,28,000
Basic and Diluted Earnings per Share (Rs.)	131.53	82.67
Face Value per Equity Share (Rs.)	10.00	10.00

**J. Enterprises Consolidated as subsidiary In Accordance with Accounting Standard 21 – Consolidated Financial Statements**

Name of Enterprises	Country of Incorporation	Proportion of Ownership Interest 31.03.2023	Proportion of Ownership Interest 31.03.2022
M/s Sahasra Electronics (Rwanda) Private Limited	Rwanda	100%	100%
M/s Optima Technology Associates, Inc	USA	65%	65%

**K. Particulars of loans given, guarantee given or security provided and investment made as per section 186(4) of companies act 2013 by Holding Company: -**

S. No.	Particulars	Name of Co.	Amount	Purpose
(a)	Investment made	Elcina Electronics Manufacturing Cluster Pvt. Ltd.	1.00	Strategic expansion & Business strategies
(b)	Investment made	Infopower Technologies Ltd.	212.65	Strategic expansion & Business strategies

**L. Additional Information, as required under Schedule III to the Companies Act 2013, of enterprises consolidated as Subsidiary.**

Name of Enterprises	Year	Net Assets i.e. total assets minus total liabilities		Share in profit or loss	
		As % of consolidated net assets	Amount (in lacs)	As % of consolidated profit or loss	Amount (in lacs)
<b>Parent</b>					
Sahasra Electronics Pvt. Ltd.	2022-2023	76.33	7,168.93	108.33	625.19
	2021-2022	46.61	4,562.04	72.45	287.30
<b>Subsidiary Company Incorporated Outside India</b>					
Sahasra Electronics	2022-2023	13.53	1270.73	(15.35)	(88.58)
	2021-2022	12.86	1,258.55	1.38	5.48



Handwritten signature/initials.



Handwritten signature/initials.

(Rwanda) Private Limited					
Optima Technology Associates, Inc.	2022-2023	6.52	612.46	4.56	26.32
	2021-2022	9.60	939.55	21.57	85.54
Minority Interest in all subsidiaries	2022-23	3.62	338.38	2.46	14.17
	2021-22	14.06	1,376.60	10.78	42.73

- M. The figures of GSTR 1 and 3B of holding company are under reconciliation with books of accounts and Holding company will make rectification in annual return.
- N. Previous year's figures have been regrouped / reclassified wherever necessary to correspond with the current year's classification / disclosure.
- O. Balances of trade receivables, Short-term/long term loans and advances and trade payables are subject to confirmation/Reconciliation.
- P. The Company has not entered into any transaction with the Companies struck of U/S 248 of the Companies Act, 2013.
- Q. Additional Reporting requirements, pursuant to amendment in Schedule III dated 24.03.2021, has been given to extent applicable to the company.
- R. The Quarterly statement of holding company submitted to the bank, pursuant to the Working Capital Facilities are materially in agreement with Books of Accounts (except as follows). The stock statements for quarter ending June 2022 could not be verified: -

Period	Bank Name	Particulars of Security	Amount as per books	Amount as per Statement	Difference	Reason
Quarter ending 30th Sep 2022	HDFC Bank	Finished Goods	131.52	18.29	113.23	Difference due to Stock in transit and valuation of closing inventory as per GAAP
		Semi-finished Goods	902.97	980.02	(77.05)	
		Raw Material	4,590.73	4,001.30	589.43	
			<b>5,625.22</b>	<b>4,999.61</b>	<b>625.61</b>	
Quarter ending 31st Dec 2022	HDFC Bank	Finished Goods	265.90	273.66	(7.76)	Difference due to Stock in transit and valuation of closing inventory as per GAAP
		Semi-finished Goods	856.67	875.22	(18.55)	
		Raw Material	4,715.98	3,834.32	881.66	
			<b>5,838.55</b>	<b>4,983.20</b>	<b>855.35</b>	



Quarter ending 31st Mar 2023	HDFC Bank	Finished Goods	450.19	492.90	(42.71)	Difference due to Stock in transit and valuation of closing inventory as per GAAP
		Semi-finished Goods	517.81	503.15	14.66	
		Raw Material	4,523.42	4,004.00	519.42	
			5,491.42	5,000.05	491.37	

S. The disclosures required under AS-15 "Employee Benefits" notified in the companies (Accounting Standards) Rules 2006, are given below:

**1) Defined Contribution Plan (Provident Fund)**

Contribution to provident fund Rs. 46,33,014 (Previous Year: Rs. 50,20,889)

**2) Defined Benefit plan**

The present Value of obligation of gratuity is determined based on actuarial valuation using the Projected unit Credit Method, which recognizes each period of service as giving rise to additional unit of employee benefit entitlement and measures each unit separately to build up the final obligation. The obligation for leave encashment and long benefit award is also recognized in the same manner as gratuity.

The estimates of rate of escalation in salary considered in actuarial valuation, takes into account inflation, seniority, promotion and other relevant factors including supply and demand in the employment market. The above information is certified by the actuary.

	Gratuity (Un funded)		Leave Encashment (Unfunded)	
	31.03.2023	31.03.2022	31.03.2023	31.03.2022
<b>a) Change in Present Value of obligation</b>				
Defined Benefit obligation at beginning of the year	297.53	216.16	269.06	187.03
Current Service Cost	32.04	23.92	45.13	31.25
Interest Cost	21.56	14.58	19.49	12.62
Past Service Cost	-	-	-	-
Actuarial (gain)/Loss	23.63	51.45	24.68	42.79
Benefit Paid	2.83	8.58	4.52	4.62
Defined Benefit obligation at year end	371.93	297.53	353.84	269.06
<b>b) Amount Recognised in Profit &amp; Loss Account</b>				
Current Service Cost	32.04	23.92	45.13	31.25
Interest Cost	21.56	14.58	19.49	12.62




Handwritten signature or mark.



Handwritten signature.

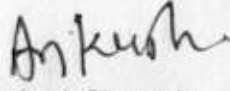
Net Actuarial (Gain)/ Loss recognised in the period	23.63	51.45	24.68	42.79
<b>Expenses recognised in Statement of Profit and Loss</b>	77.24	89.94	89.30	86.65
<b>C) Amount Recognised in Balance Sheet</b>				
Present Value Of Obligation	371.93	297.53	353.84	269.06
Fair Value of Plan Assets	-	-	-	-
Effects Of Asset Ceiling	-	-	-	-
Net Asset/ (Liability)	371.93	297.53	353.84	269.06
<b>D) Actuarial Assumptions</b>				
Discounting Rate (per Annum)	7.50 PA	7.25 P.A	7.50PA	7.25 P.A
Salary Growth rate (per Annum)	11.00 PA	10.00 PA	11.00 PA	10.00 PA
Expected rate of return on plan Assets (per Annum)	-	-	-	-
Mortality Table	2012-2014	2012-2014	2012-2014	2012-2014

  
**(VARUN MANWANI)**  
 Director  
 DIN No. 00921735

  
**(AMRIT LAL MANWANI)**  
 Managing Director  
 DIN No. 00920206

**For Jain Pramod Jain & Co**  
**Chartered Accountants**  
 (Regn No. 016746N)



  
 (Ankush Sharma)  
 Partner  
 Mem. No. 552535  
 Place: New Delhi  
 Dated: 06 SEP 2023

VDIN- 23552535BGSARK 5415