



## SAHASRA ELECTRONIC SOLUTIONS LIMITED

68-AA, Noida Special Economic Zone, Gautam Buddha Nagar, Noida-201305, Uttar Pradesh, India  
Phone: +91-120-4202604, Email: [contact@seslimited.in](mailto:contact@seslimited.in), Website: [www.seslimited.in](http://www.seslimited.in)

**Date: 15<sup>th</sup> November, 2025**

To,  
The Corporate Relationship Dept.,  
National Stock Exchange of India Limited,  
Exchange Plaza, Bandra Kurla Complex,  
Bandra (East), Mumbai - 400 051

**Symbol: - SAHASRA**

**ISIN: - INE0RBQ01018**

**Subject: Investor Presentation**

Dear Sir,

Pursuant to regulation 30 of the SEBI (Listing Obligations and Disclosure Requirements) Regulations, 2015, please find enclosed herewith the Investor Presentation of the Company for H1 FY 26.


The aforesaid Investor presentation will also be available on the Company's website at: [www.seslimited.in](http://www.seslimited.in)

This is for your information and records.

Thanking you,

**Yours faithfully,**

**Neha Tahir**  
**Company Secretary & Compliance Officer**  
**Membership No. A46571**




# Sahasra

SAHASRA ELECTRONIC  
SOLUTIONS LIMITED

---

---

FY 2025-26 (H1) – Investors  
Presentation



# SAHASRA –AT A GLANCE



Significant presence abroad & in India, providing solutions in electronics system design and manufacturing (“ESDM”) services. ISO9001 & EN 9100:2018 manufacturing plants & DSIR recognized R&D Lab located in NSEZ, Noida, Uttar Pradesh & Bhiwadi, Rajasthan

**52%** Exports  
Revenue (FY24)

Total capacity  
**35000000**  
Units

**48%**  
Domestic  
Revenue (FY24)

**6**  
High Speed  
SMT Lines

**201** Employees




# BUSINESS SYNOPSIS




Business model navigates the entire ESDM value chain viz. design, prototyping, sample batch, mass production, lifecycle management & support

---



Provide manufacturing solutions for PCB assembly, Wire harness, Box build.

---



Manufacture of enterprise & consumer grade IT hardware products & memory solutions

---



Led by Promoters with over three decades of Experience in the ESDM industry

Sahasra has built customer relationships through a client-centric model that delivers integrated solutions, strong manufacturing capabilities, and reliable on-time delivery.



# Pictorial Snapshot





# DEDICATED TO DELIVER HIGH QUALITY PRODUCTS

- Accredited with EN 9100:2018 (equivalent to AS 9100D and JISQ 9100:2016), for Quality Management System for manufacturing of PCB assemblies.
- ERP platform to adhere to quality standards as prescribed & desired by customers
- ISO 9001:2015 certified Quality Management System.
- Strong emphasis on product and process quality control through strict quality management system
- Working towards getting ISO 14001, ISO 45001 by Q1 FY26-27 and IATF by Q4 FY26-27 (for Bhiwadi facility)
- Accredited with ISMS ISO 27001 for information security thereby enabling us to manage information security risks.





# DIVERSIFIED REVENUE VERTICALS

## Printed circuit board assemblies ("PCBA")

used in products manufactured in the automotive, medical, industrial, IT and consumer products industries. Includes box-build products such as laptop and tablet

## Memory Solutions

which include DRAM modules, solid state drives (SSD), USB drives, MicroSD's and other memory devices.

## Computer and IT accessories

which include motherboards, laptops, tablets and other consumer and enterprise IT hardware.

## Semiconductors

which includes QFN, DFN, mSD, ESOP, eSIM packages



# EXPANSION THROUGH ORGANIC GROWTH OPPORTUNITIES

## STRATEGY

- Enhance scale and market position
- Strengthen product offerings and customer base
- Extend reach to new geographic markets within India
- Enable access to new clients and enter high-growth geographies
- To lessen the impact from US tariffs, we are diversifying our geographies with focus on Europe.
- Add new products to capture additional revenue opportunities from existing customer base

## INITIATIVES TAKEN

- Entered in a multi year manufacturing and supply chain agreement with Solid State Supplies Limited (Solsta)
- Order from Inepro Metering to manufacture off grid energy meters used in EV charging stations.
- Copyright application for "Sahasra In-House SPI TPM Reference Design", is filed bearing diary no. LD-19869/2025-CO, and Design for its schematic is filed bearing no. 459300-001, for integrated circuit.
- A desktop mother board designed by us is in the verification and validation cycle and scheduled for launch by end of FY2025-26.
- Signed contract with a European company for making e-sim and other EMS for export to EU





# BUSINESS STRATEGIES

## **DIVERSIFICATION OF PRODUCT RANGE**

- Into products with prospects for growth and profitability. Sahasra IP Products by leveraging R&D
- Increase offerings in current business segments & diversify into new products having attractive growth prospects

---

## **PURSUE INORGANIC GROWTH THROUGH ACQUISITIONS**

- Continue strategic expansion plans through inorganic growth opportunities

---

## **INCREASE GEOGRAPHICAL REACH AND EXPAND CUSTOMER BASE**

- Continually seek to enhance addressable market by exploring newer geographies
- Expand global reach through venturing into new industry segments to cater to a wider spectrum of clients across international markets as well as domestic markets.

---

## **INVEST IN EXPANDING OUR TECHNOLOGICAL CAPABILITIES AND MANUFACTURING CAPACITIES**

- Continue to focus on optimizing and automating manufacturing processes to improve returns & be a cost efficient player
- Equipment Contracts worth 15 Crs have been signed with various vendors for getting in new equipment for the plant.





# PORTFOLIO DIVERSIFICATION

- **Industry Sectoral Diversification:** We serve a diversified portfolio of clients across sectors such as railways, security, EV electronics, surveillance, energy metering, memory, IoT, and GPS tracking, among others. Our presence across these dynamic industries positions us at the intersection of consumer demand and industrial innovation, driving resilience and long-term value creation.
- **Geographic Diversification:** Our customers are spread across key geographies, including the USA, India, and Europe. This balanced global presence reflects our strength in serving both domestic and international markets while mitigating risks arising from geopolitical uncertainties.

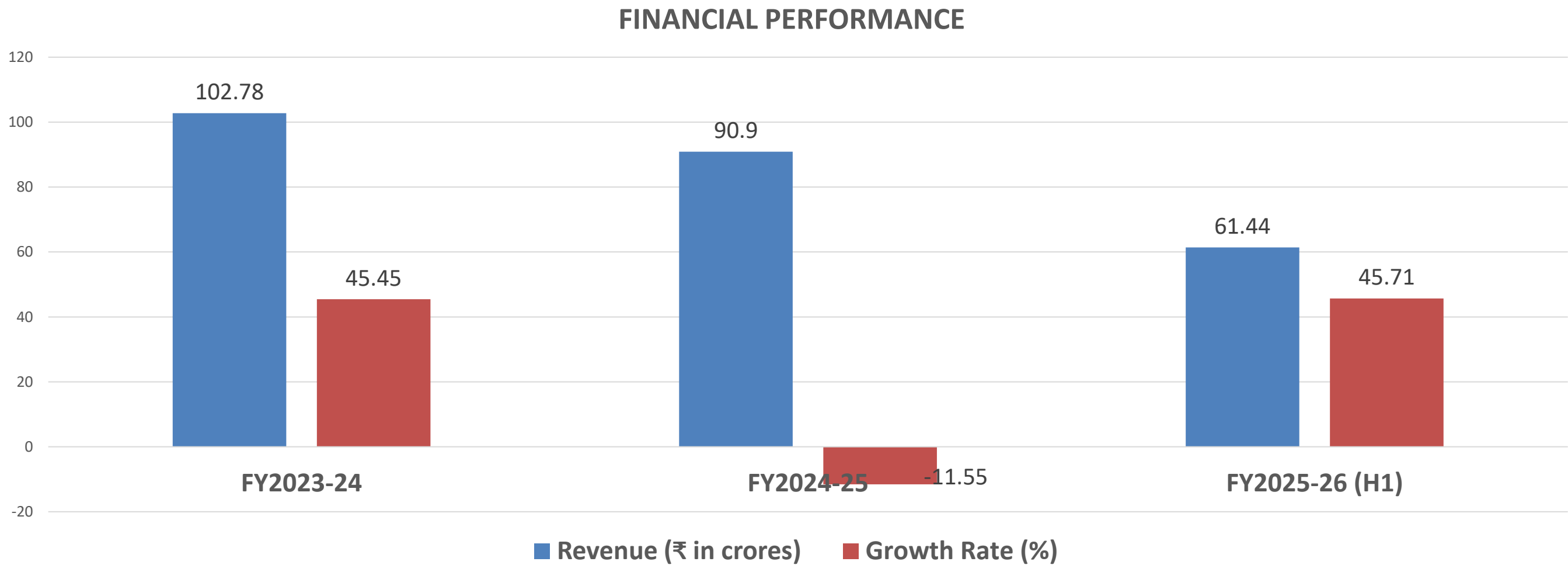


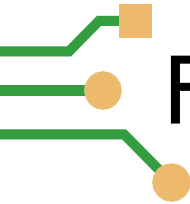


# FINANCIAL PERFORMANCE

*A detailed account of the company’s financial performance in previous years.*

**a. Revenue Growth:**

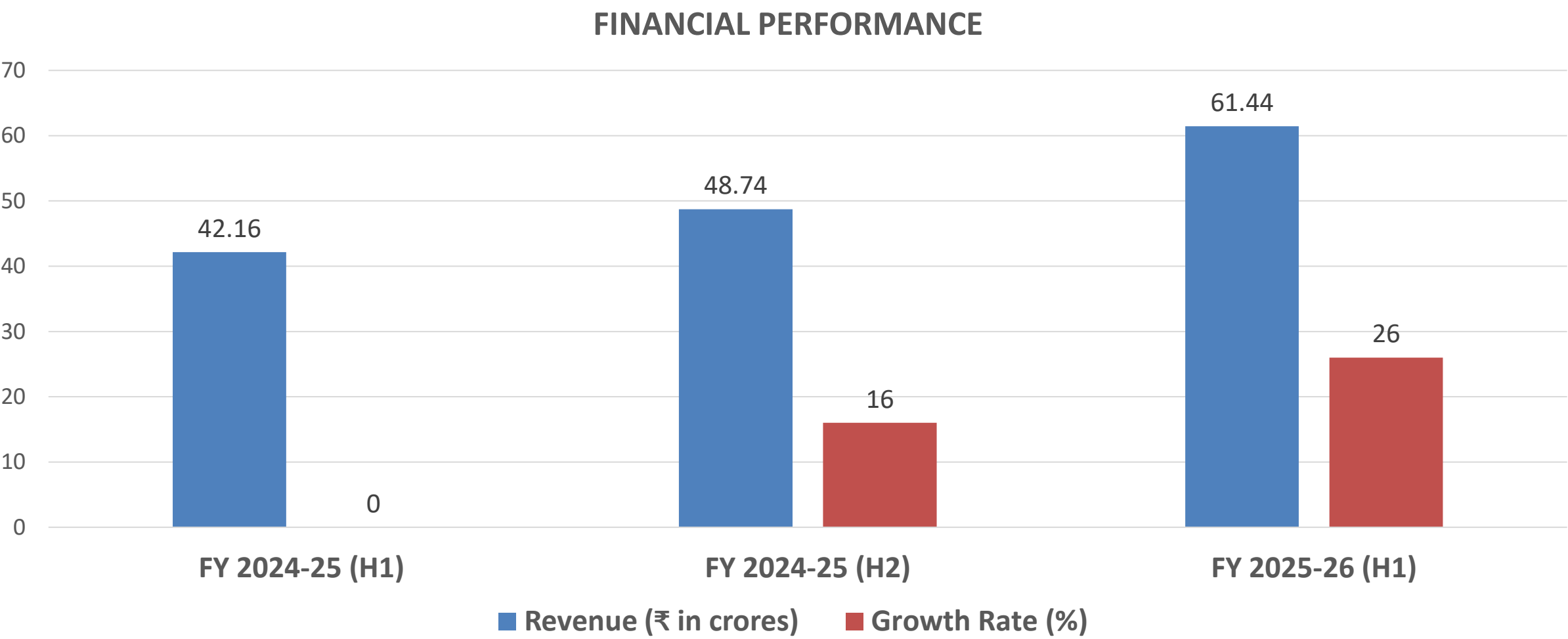




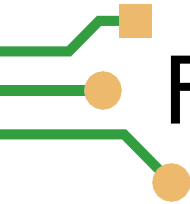
# FINANCIAL PERFORMANCE

*A detailed account of the company’s financial performance in benchmarked against previous half years.*

**a. Revenue Growth:**







# FINANCIAL PERFORMANCE

*A detailed account of the company’s financial performance*

**a. Revenue Growth over the years:**

Year	Revenue (₹ in crores)	Growth Rate
FY 2024-25 (H1)	42.16	-
FY 2024-25 (H2)	48.74	16%
FY 2025-26 (H1)	61.44	26%



# FINANCIAL PERFORMANCE

## b. Profit Margins:

Year	EBITDA (in crores)	EBITDA Margin	Profit After Tax (in crores)	Net Profit Margin
FY 2024-25 (H1)	10.31	0	6.75	0
FY 2025-26 (H1)	12.63	22.50%	9.01	33.49%

\* The above figures show the growth in EBITDA & Net Profit Margin as a % with 2024-25 H1 as the base





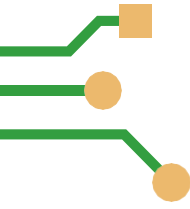
# FINANCIAL PERFORMANCE

## c. Major Financial Milestones:

- Successfully signed the contract and passed the assessment audit for our European customer for eSIM IC, the production lines are ready and production lots shall be built in the coming months by Sahasra Semiconductors Pvt Ltd (A Subsidiary of Sahasra Electronic Solutions Ltd)
- Sahasra Electronic Solutions Ltd has acquired 72.70% of the shares of Sahasra Semiconductors Pvt Ltd for FY2024-25 and are looking to acquire up to 85% in FY2025-26. It is expected to achieve cash break even in 2025-26 and achieve 10 – 12% profit margin from 2026-27 onwards. Revenue projections for next 3 years for SESL & SSPL:

Unit	2025-26	2026-27	2027-28
SESL	130 Cr.	175 Cr.	250 Cr.
SSPL	10 Cr.	50 Cr.	125 Cr.

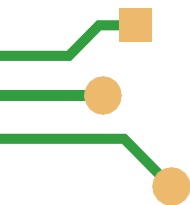
- 2 new lines are in the process of being ordered at Sahasra Electronic Solutions Ltd. at the ELCINA cluster in Bhiwadi, Rajasthan.



# INCOME STATEMENT

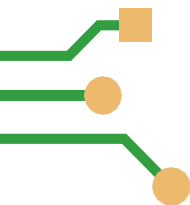
Particulars (in crores)	FY2024	FY 2025	FY 2026 (H1)
Revenue From Operation	101.15	86.82	58.17
Total Expenditure			
1. Cost of Consumption	55.23	68.57	39.15
2. Finished Inventory (not considered in Revenue)	(2.13)	(9.42)	0.81
3. Employee Benefit Expenses	8.86	11.42	5.53
4. Other Expenses	3.51	6.54	3.31
EBITDA	35.67	13.79	12.63
EBITDA Margin %	35.27%	15.17%	21.71%
Other Income	1.63	4.07	3.26
Depreciation	2.20	1.24	1.09
EBIT	35.10	9.91	11.54
Interest & Financial Charges	1.07	1.32	0.32
PROFIT BEFORE TAX	34.02	11.23	11.22
Tax	0.78	2.93	2.21
Profit after Tax	33.24	8.30	9.01
Net Profit Margin	32.86%	9.13%	15.49%





# BALANCE SHEET

Particulars (in crores)	FY2024	FY 2025	FY 2026 (H1)
<b>Equity &amp; Liabilities:</b>			
Shareholder Funds	60.93	226.82	235.79
Share Capital	18.91	24.99	24.99
Reserve & Surplus	42.01	201.83	210.80
Non Current Liabilities	0.35	1.85	2.94
Long Term Borrowing	0	0.53	0.29
Deferred tax Liabilities	0	0.95	2.21
Long Term Provision	0.35	0.36	0.44
Current Liabilities	52.80	34.05	41.81
Short term borrowing	21.71	2.18	12.51
Trade Payable	17.56	28.26	18.71
Short Term Provision	6.07	0.14	0.19
Other current Liabilities	7.45	3.47	10.42
Total Equity & Liabilities	114.09	262.72	280.56



# BALANCE SHEET

Particulars (in crores)	FY2024	FY 2025	FY 2026 (H1)
<b>Assets</b>			
Non Current Assets	29.95	107.84	104.73
Property Plant & Equipment	13.30	30.02	31.23
Long term Loans & Advances	6.10	72.38	72.06
Other non-current Assets	10.54	5.44	1.44
Current Assets	84.14	154.88	175.84
Inventories	21.08	36.75	36.86
Trade Receivable	26.56	26.81	30.43
Cash & Cash Equivalent	17.10	4.21	1.34
Short Term Loans and Advances	19.18	17.20	36.95
Other Current Assets	0.19	69.91	70.26
Total Assets	114.09	262.72	280.57





# FINANCIAL PERFORMANCE - PRESENT

*A snapshot of the company’s current financial health and performance metrics.*

**a. Current Revenue and Profitability:**

Metric	FY 2026 (H1)
Revenue (₹ in crores)	61.44
EBITDA Margin	21.71%
Net Profit Margin	15.49%

**b. Segment-wise Revenue Breakdown (FY26 (H1))**

Segment (in crores)	Revenue (FY26 (H1), in crores)	Margin remarks
EMS	₹ 52.75	32.00% (+/- 1%) (Gross Margin)
IT Hardware & Memory Product	₹ 7.49	10.00% (+/- 1%) (Gross margin)



# FINANCIAL PERFORMANCE - PRESENT

## c. Industry-wise Revenue Breakdown (FY26 (H1))

Industry	Contribution to Total Revenue
Automotive	05%
Consumer Electronics	10%
Healthcare	10%
IT & Telecommunications	30%
Industrial	40%
Defense	05%



# FINANCIAL PERFORMANCE - PRESENT

## d. Balance Sheet (FY25 - FY26 (H1))

	<u>Sahasra Electronic Solutions Ltd.</u>		<u>Sahasra Semiconductors Pvt Ltd</u>	
Particulars	FY25	FY26 (H1)	FY25	FY26 (H1)
Total Assets (in crores)	₹ 262.72	₹ 280.57	₹ 153.80	₹161.24
Total Liabilities (in crores)	₹ 35.90	₹ 44.75	₹ 72.48	₹83.34
Shareholders' Equity (in crores)	₹ 226.82	₹ 235.79	₹ 81.31	₹77.89
Debt-to-Equity Ratio	Nil	0.19	0.77	1.06
Current Ratio	4.01	4.20	0.81	0.41





# WAY FORWARD Sheet 4

***A forward-looking perspective on the company's financial strategy and goals.***

***a. Projected Revenue and Profit Targets (FY26) including subsidiary Sahasra Semiconductors Pvt Ltd:***

Metric	Target (FY2025-2026)	Target (FY2026-2027)
Projected Revenue (in crores)	₹140	₹225
Target EBITDA Margin	20%	20%
Target Net Profit Margin	15%	14%

**b. Segment-wise Future Plans:**

Segment	Investment Plans	Expected Growth Rate
EMS (Electronics Manufacturing Services)	Equipment contracts worth 15 Crs signed	25-30% per annum
IT Hardware & Memory	Develop new product lines and increase R&D investment by ₹6 crores	20% per annum



# Milestones Ahead

## ✓ Investment Plans:

- ❑ **Capital Investments for semiconductors in Phase II:** ₹200 crores is planned
- ❑ **R&D Investments:** ₹6 crores to develop Sahasra IP Products

## ✓ Risk Management Strategies:

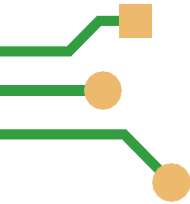
- ❑ Diversification of product portfolio to mitigate market risks
- ❑ Diversification of clients across geographies to manage geo-political issues like tariffs increase
- ❑ Continue to plan for viable growth in IT hardware products business

## ✓ Long-term Financial Goals:

- ❑ Achieve consolidated revenues of ₹350 crores by FY2027
- ❑ Establish "**Sahasra**" as an Original Design Manufacturer (ODM) in IT hardware/Memory domain with design of our own substrates for mSDs & UDPs including.

## ✓ Mergers:

- ❑ The Board of Directors of Sahasra Electronic Solutions Limited approved the initiation of a strategic merger process involving three of its group entities—SEPL, IPTL, and SSSDPL. This proposed consolidation marks a significant milestone in the company's journey toward enhanced operational synergy, streamlined governance, and long-term value creation.



# THANK YOU

*For further queries you may reach out to*

**[cs@sahasraelectronics.com](mailto:cs@sahasraelectronics.com)** ,  
**[maneesh@sahasraelectronics.com](mailto:maneesh@sahasraelectronics.com)**